

Carson Elementary School Report – 2015-16

1035 244th Ave NE, Sammamish, WA 98074
 425-936-2750 | www.lwsd.org/carson



Principal: Mary Cronin
Associate Principal: Scott Power
Mascot: Falcon
Colors: Green and White

of students, October 2015: 406
of teachers: 24
Teachers with at least a Master's Degree: 58.3%
Unexcused absence rate: 0.1%

District Mission

Each student will graduate prepared to lead a rewarding, responsible life as a contributing member of our community and greater society.

School Mission

Educate, Inspire, Empower.

School Funding

District General Fund Budget: \$301.4 million
District Per Pupil Expenditure: \$10,674 per pupil
Building Budget for this school: \$107,124

School Description

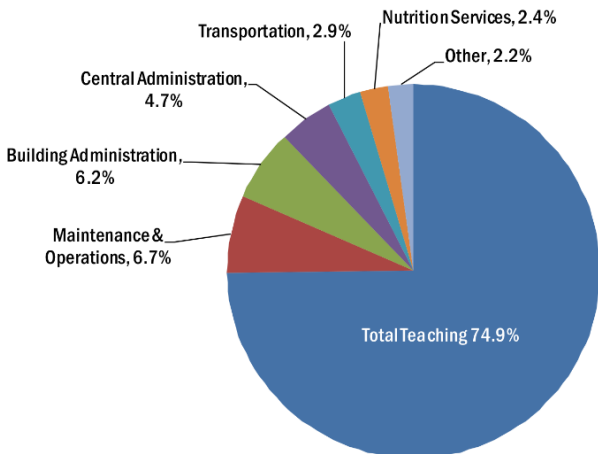
Rachel Carson Elementary School's mission is to ensure that all students are empowered and inspired to learn so they can achieve academic successes. We are committed to implementing a rigorous curriculum based on state and district standards, providing exemplary teaching that meets the needs of all learners, creating a safe learning environment for all students, and fostering a partnership with our parent community.

The Rachel Carson staff are masters in working in grade level teams to best meet the needs of students. All decisions are measured by the academic and social benefit to our students.

Parent involvement is a key component to the success of our students. We use a variety of communication strategies to keep parents informed of student progress. We are fortunate to have an involved parent community.

2015-16 District Expenditures

Where does the money go?



2015-16 School Goals

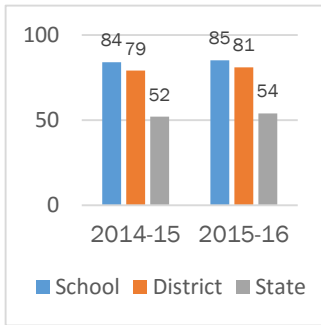
Grade level teams met to discuss strategies to be used to increase performance in selected areas. Staff met to compare strategies, examine interventions and decide on challenge opportunities for students. Students needing interventions received additional support.

- Grades K-2 Reading: 93% of kindergarten, 97% of 1st grade and 86% of 2nd grade at standard on End of Year DIBELS assessments
- Grades 3-5 English Language Arts: 90% at standard
- Grades 3-5 Math: 89% at standard
- Grade 5 science: 89% at standard
- Achievement gap: 80% of ELL students will move up at least one level
- School Effectiveness: % of staff responding agreeing will improve in two areas: "Carson uses a system to obtain a variety of perspectives when making decisions" and "Student discipline problems are managed well."
- Attendance: improve from 4% student tardies to 3%.
- Discipline: increase lunch behavior slips from 50% purple (the best you can receive) to 75% purple between November through May.

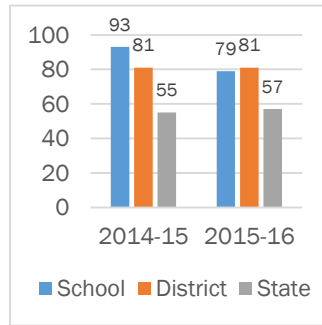
State Assessment Results

Smarter Balanced Assessment (SBA)

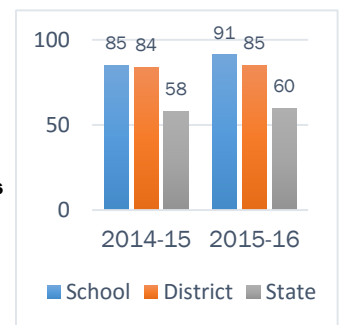
3rd Grade English Language Arts



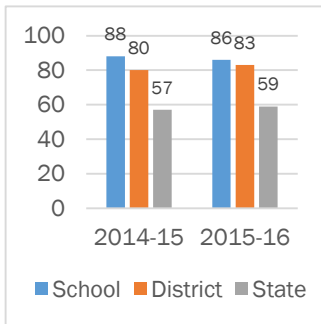
4th Grade English Language Arts



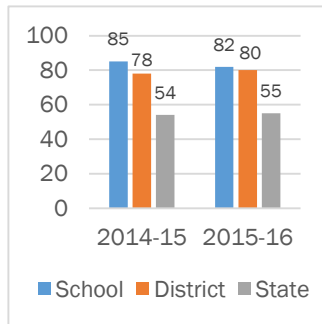
5th Grade English Language Arts



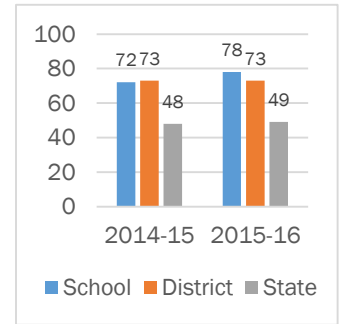
3rd Grade Math



4th Grade Math

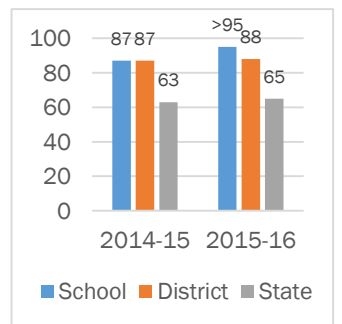


5th Grade Math



Measurements of Student Progress (MSP)

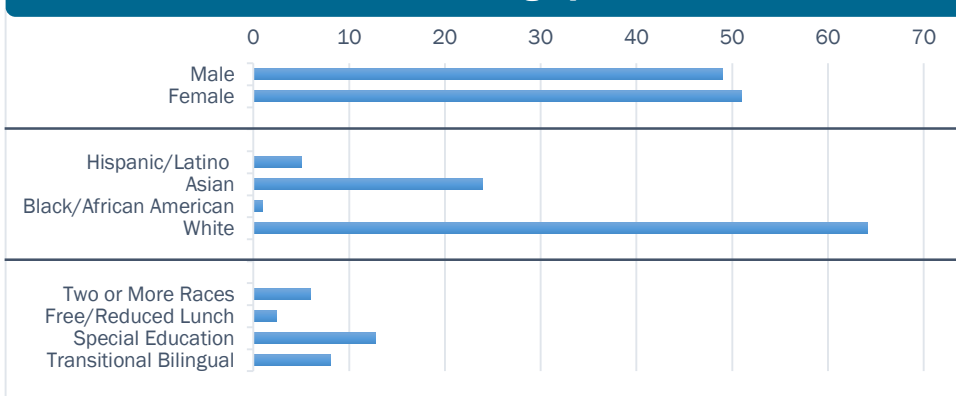
5th Grade Science



>Test scores are above 95%.

To view state test scores by demographic group, please visit: <http://reportcard.ospi.k12.wa.us>. Select Lake Washington School District, then elect Carson Elementary School.

Student Demographics



School Building

Our school facilities are available for public use by contacting our school office.

Building Condition Assessment: Good

The Building Condition Assessment represents an overall permanent building condition assessment. It is conducted by a third party in accordance with the state's Asset Preservation Program.

Invitation to Participate

Goal 5 in the district's Strategic Plan is to "Engage our Communities." Families and community members are encouraged to participate in our school. Volunteers are trained and work in a variety of positions. To get involved, call our school office.

Accountability of School Performance

Met Participation Goal for ELA: Yes
Met Participation Goal for Math: Yes